

**Hose and Fittings  
Industrial Connectors**

SA1

**Aeroquip**

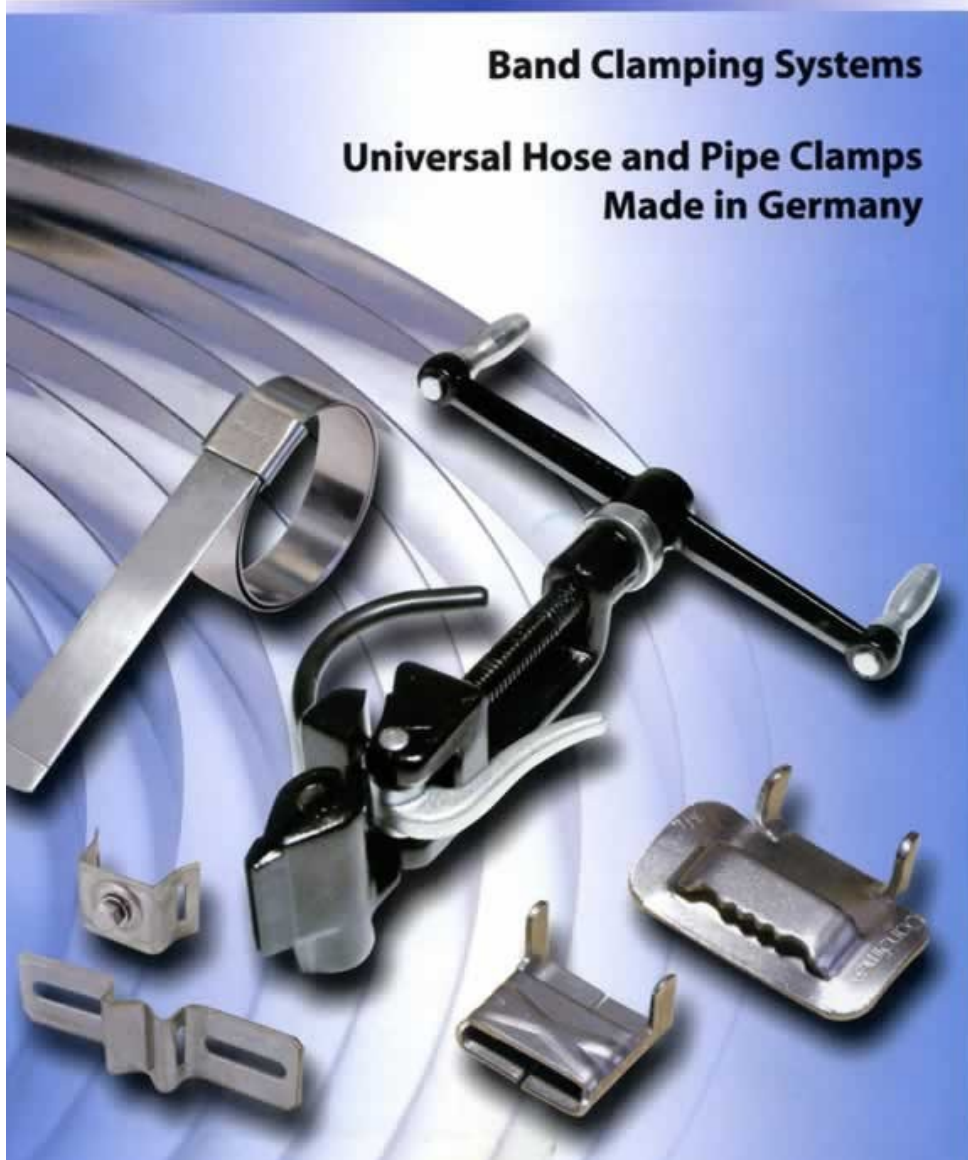
**FLUID CONVEYING PRODUCTS**





## **Band Clamping Systems**

**Universal Hose and Pipe Clamps  
Made in Germany**



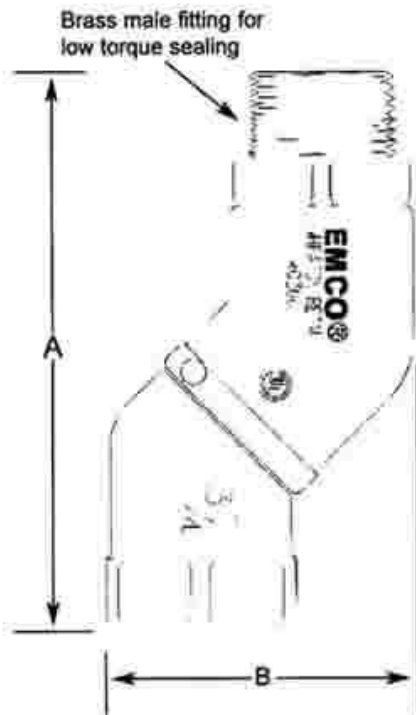
# C-FLEX

## FLEXIBLE RUBBER JOINT



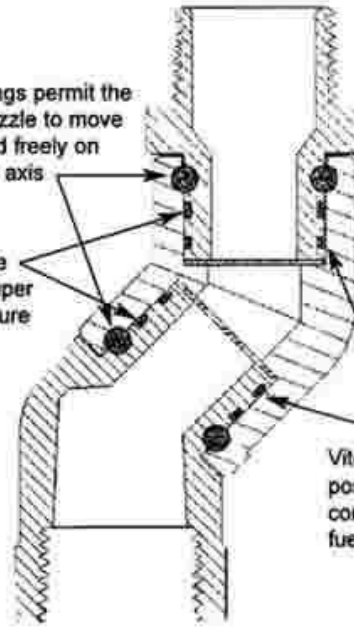
FOR USE IN ALL PIPING SYSTEMS

# A0360 HOSE SWIVEL



Nylon bushings permit the hose and nozzle to move smoothly and freely on any plane or axis

Fluorosilicone o-rings for super low temperature sealing



Viton® o-rings provide positive sealing and compatibility with all fuels

Viton® is a registered trademark of DuPont Dow Elastomers.



Complies with UL 567 Standard

**Guide Specification:** Underwriters Laboratory approved hose swivel designed for use on non-vapor recovery applications. Outlet swivel rotates 360° at the nozzle inlet to keep the nozzle in a comfortable, upright position, and prevents hose kinking and wear. Polished die-cast aluminum body with brass male fittings. Available with 3/4" or 1" NPT, BSPT or BSPP threads.

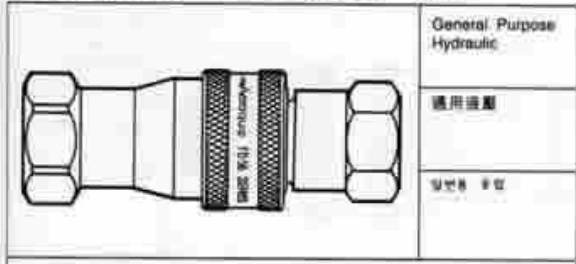
Model No.	Hose Connection	Nozzle Connection	A	B	Weight
A0360-075	3/4" Female	3/4" Male	4.0	2.2	7.2 oz.
A0360-076	3/4" Female BSPT	3/4" Male BSPT	4.0	2.2	7.2 oz.
A0360-077	3/4" Female BSPP	3/4" Male BSPP	4.0	2.2	7.2 oz.
A0360-100	1" Female	1" Male	4.4	2.6	11.5 oz.
A0360-101	1" Female BSPT	1" Male BSPT	4.4	2.6	11.5 oz.
A0360-102	1" Female BSPP	1" Male BSPP	4.4	2.6	11.5 oz.

Emco Wheaton Retail Corporation  
2300 Industrial Park Drive • Wilson, North Carolina 27893  
252-243-0150 • 252-243-4603 (fax)  
www.emcoretail.com

Form D-1000  
Date 01/01



# COUPLINGS 快速連接頭 카플링



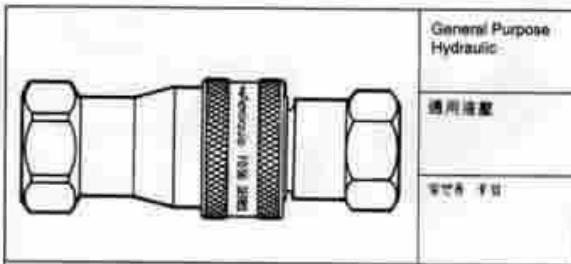
General Purpose Hydraulic

通用液壓

일반용 카플링

**5600 Series (NPT) - Steel**

Female Part No.	Male Part No.	Thread	Max. OP Press.
母接頭型號	公接頭型號	螺紋	最高工作壓力
FEMALE 8ㄱ	MALE 8ㄱ	~(ㄱ)	작대기 사용 불가
5601-2-4S	5602-2-4S	1/8-27	5,000 PSI
5601-4-4S	5602-4-4S	1/4-18	5,000 PSI
5601-6-6S	5602-6-6S	3/8-18	4,000 PSI
5601-8-10S	5602-8-10S	1/2-14	4,000 PSI
5601-12-10S	5602-12-10S	3/4-14	4,000 PSI
5601-12-12S	5602-12-12S	3/4-14	4,000 PSI
5601-16-16S	5602-16-16S	1-11/2	4,000 PSI



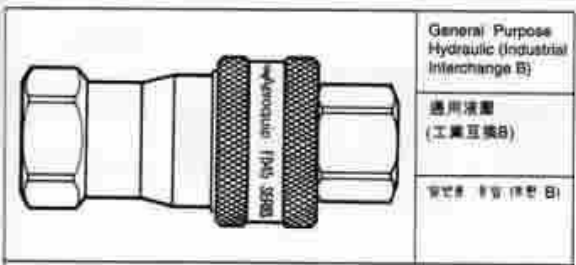
General Purpose Hydraulic

通用液壓

일반용 카플링

**5600 SERIES (BSP) - STEEL**

Female Part No.	Male Part No.	Thread	Max. OP Press.
母接頭型號	公接頭型號	螺紋	最高工作壓力
FEMALE 8ㄱ	MALE 8ㄱ	~(ㄱ)	작대기 사용 불가
5622-4-4	5623-4-4	G 1/4	5,000 PSI
5622-6-6	5623-6-6	G 3/8	4,000 PSI
5622-8-10	5623-8-10	G 1/2	4,000 PSI
5622-12-12	5623-12-12	G 3/4	4,000 PSI
5622-16-16	5623-16-16	G 1	4,000 PSI



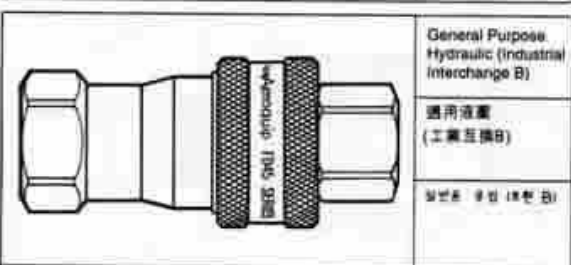
General Purpose Hydraulic (Industrial Interchange B)

通用液壓 (工業互換B)

일반용 카플링 (工業B)

**FD45 Series (NPT) - Steel**

Female Part No.	Male Part No.	Thread	Max. OP Press.
母接頭型號	公接頭型號	螺紋	最高工作壓力
FEMALE 8ㄱ	MALE 8ㄱ	~(ㄱ)	작대기 사용 불가
FD45-1003-02-02	FD45-1002-02-02	1/8-27	4,500 PSI
FD45-1003-04-04	FD45-1002-04-04	1/4-18	5,000 PSI
FD45-1003-06-06	FD45-1002-06-06	3/8-18	4,000 PSI
FD45-1003-08-10	FD45-1002-08-10	1/2-14	4,000 PSI
FD45-1003-12-12	FD45-1002-12-12	3/4-14	4,000 PSI
FD45-1003-16-16	FD45-1002-16-16	1-11/2	4,000 PSI



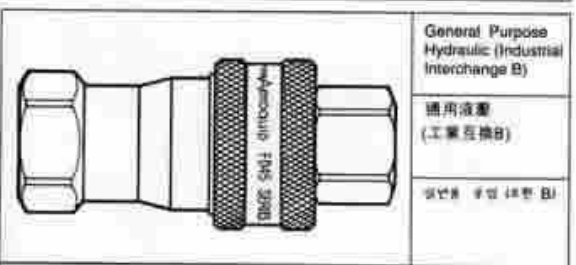
General Purpose Hydraulic (Industrial Interchange B)

通用液壓 (工業互換B)

일반용 카플링 (工業B)

**FD45 Series (NPT) Brass**

Female Part No.	Male Part No.	Thread	Max. OP Press.
母接頭型號	公接頭型號	螺紋	最高工作壓力
FEMALE 8ㄱ	MALE 8ㄱ	~(ㄱ)	작대기 사용 불가
FD45-1101-02-02	FD45-1086-02-02	1/8-27	1,000 PSI
FD45-1101-04-04	FD45-1086-04-04	1/4-18	1,000 PSI
FD45-1101-06-06	FD45-1086-06-06	3/8-18	1,000 PSI
FD45-1101-08-10	FD45-1086-08-10	1/2-14	1,000 PSI
FD45-1101-12-12	FD45-1086-12-12	3/4-14	1,000 PSI
FD45-1101-16-16	FD45-1086-16-16	1-11/2	1,000 PSI



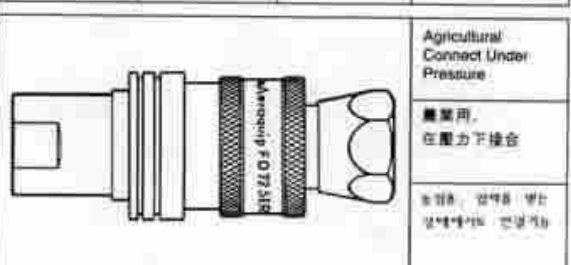
General Purpose Hydraulic (Industrial Interchange B)

通用液壓 (工業互換B)

일반용 카플링 (工業B)

**FD45 Series (NPT) - Stainless Steel**

Female Part No.	Male Part No.	Thread	Max. OP Press.
母接頭型號	公接頭型號	螺紋	最高工作壓力
FEMALE 8ㄱ	MALE 8ㄱ	~(ㄱ)	작대기 사용 불가
FD45-1005-04-04	FD45-1004-04-04	1/4-18	3,000 PSI
FD45-1005-06-06	FD45-1004-06-06	3/4-18	1,500 PSI
FD45-1005-08-10	FD45-1004-08-10	1/2-14	1,500 PSI
FD45-1005-12-12	FD45-1004-12-12	3/4-14	1,500 PSI
FD45-1005-16-16	FD45-1004-16-16	1-11/2	1,250 PSI



Agricultural Connect Under Pressure

農業用, 在壓力下接合

농기계, 임계용 및 고압용에 사용 가능

**FD72 Series (NPT) - Steel**

Female Part No.	Male Part No.	Thread	Max. OP Press.
母接頭型號	公接頭型號	螺紋	最高工作壓力
FEMALE 8ㄱ	MALE 8ㄱ	~(ㄱ)	작대기 사용 불가
FD72-1001-06-10	FD76-1002-08-10	1/2-14	3,000 PSI

**GPC/EPC 螺纹直通**



GPC4-M5 GPC6-04 GPC10-03  
GPC4-01 GPC6-01 GPC10-04  
GPC4-02 GPC6-02 GPC12-02  
GPC6-M5 GPC6-03 GPC12-03  
GPC6-01 GPC6-04 GPC12-04  
GPC6-02 GPC10-01 GPC16-03  
GPC6-03 GPC10-02 GPC16-04

**GPL/EPL L 螺纹三通**



GPL4-M5 GPL6-04 GPL10-03  
GPL4-01 GPL6-01 GPL10-04  
GPL4-02 GPL6-02 GPL12-02  
GPL6-M5 GPL6-03 GPL12-03  
GPL6-01 GPL6-04 GPL12-04  
GPL6-02 GPL10-01 GPL16-03  
GPL6-03 GPL10-02 GPL16-04

**GPB/EPB T 型螺纹三通**



GPB4-M5 GPB6-04 GPB10-03  
GPB4-01 GPB6-01 GPB10-04  
GPB4-02 GPB6-02 GPB12-02  
GPB6-M5 GPB6-03 GPB12-03  
GPB6-01 GPB6-04 GPB12-04  
GPB6-02 GPB10-01 GPB16-03  
GPB6-03 GPB10-02 GPB16-04

**GPD/EPD T 型分支螺纹三通**



GPD4-M5 GPD6-04 GPD10-03  
GPD4-01 GPD6-01 GPD10-04  
GPD4-02 GPD6-02 GPD12-02  
GPD6-M5 GPD6-03 GPD12-03  
GPD6-01 GPD6-04 GPD12-04  
GPD6-02 GPD10-01 GPD16-03  
GPD6-03 GPD10-02 GPD16-04

**GPLL/EPLL T 型加长螺纹三通**



GPLL4-M5 GPLL6-04 GPLL10-03  
GPLL4-01 GPLL6-01 GPLL10-04  
GPLL4-02 GPLL6-02 GPLL12-02  
GPLL6-M5 GPLL6-03 GPLL12-03  
GPLL6-01 GPLL6-04 GPLL12-04  
GPLL6-02 GPLL10-01 GPLL16-03  
GPLL6-03 GPLL10-02 GPLL16-04

**GPY/EPY Y 型三通**



GPY4  
GPY6  
GPY8  
GPY10  
GPY12

**GPE/EPE T 型三通**



GPE4  
GPE6  
GPE8  
GPE10  
GPE12  
GPE16

**GPV/EPV L 型三通**



GPV4  
GPV6  
GPV8  
GPV10  
GPV12  
GPV16

**GPU/EPU 直通**



GPU4  
GPU6  
GPU8  
GPU10  
GPU12

**GPG/APG 减径直通**



GPG 6-4  
GPG 8-4  
GPG 10-8  
GPG 12-10

**GPM/EPM 偏板直通**



GPM4  
GPM6  
GPM8  
GPM10  
GPM12

**GPKG/APKG 减径三通**



GPKG 6-4  
GPKG 8-4  
GPKG 8-6  
GPKG 10-6  
GPKG 10-8

**GPKD/APKD 减径螺纹三通**



GPKD 6-4-01  
GPKD 8-4-02  
GPKD 8-6-02  
GPKD 10-8-03

**GPKB/APKB 螺纹三通**



GPKB 4-01  
GPKB 4-02  
GPKB 6-01  
GPKB 6-02  
GPKB 6-03  
GPKB 8-01  
GPKB 8-02  
GPKB 8-03

**GPZA/APZA 十字四通**



GPZA4  
GPZA6  
GPZA8  
GPZA10  
GPZA12

**GPH/APH 外六角接头**



GPH4-M5 GPH6-04 GPH10-02  
GPH4-01 GPH6-01 GPH10-03  
GPH4-02 GPH6-02 GPH10-04  
GPH6-M5 GPH6-03 GPH12-02  
GPH6-01 GPH6-04 GPH12-03  
GPH6-02 GPH10-01 GPH12-04  
GPH6-03

**GPEW/APEW T 型减径三通**



GPEW 6-4  
GPEW 8-4  
GPEW 10-8  
GPEW 12-10  
GPEW 16-12

**GPW/APW Y 型减径三通**



GPW6-4  
GPW8-6  
GPW10-8  
GPW12-10

**GPEG/APEG T 型减径三通**



GPEG 6-4  
GPEG 6-4  
GPEG 10-6  
GPEG 12-10  
GPEG 16-12

**GPCF/APCF 内螺纹直通**



GPCF4-M5 GPCF6-04 GPCF10-03  
GPCF4-01 GPCF6-01 GPCF10-04  
GPCF4-02 GPCF6-02 GPCF12-02  
GPCF6-M5 GPCF8-03 GPCF12-03  
GPCF8-01 GPCF8-04 GPCF12-04  
GPCF8-02 GPCF10-01 GPCF16-03  
GPCF8-03 GPCF10-02 GPCF16-04

**GPGJ/APGJ 内螺纹直通**



GPGJ 6-4  
GPGJ 8-4  
GPGJ 8-6  
GPGJ 10-6  
GPGJ 10-8  
GPGJ 12-8  
GPGJ 12-8

**GPEJ/APEJ T 型减径三通**



GPEJ 6-4  
GPEJ 6-4  
GPEJ 10-8  
GPEJ 12-10  
GPEJ 16-12

**GSC 直通**



GSC4-M5 GSC6-04 GSC10-02  
GSC4-01 GSC6-01 GSC10-03  
GSC4-02 GSC6-02 GSC10-04  
GSC6-M5 GSC6-03 GSC12-02  
GSC6-01 GSC6-04 GSC12-03  
GSC6-02 GSC10-01 GSC12-04  
GSC6-03

**GPWJ/APWJ Y 型减径三通**



GPWJ6-4  
GPWJ8-6  
GPWJ10-8  
GPWJ12-10

**GPP/APP 管塞**



GPP -4  
GPP -6  
GPP -8  
GPP -10  
GPP -12

**GSA/ASA 管塞型**



GSA -4  
GSA -6  
GSA -8  
GSA -10  
GSA -12

**GPHF/APHF 曲联接头**



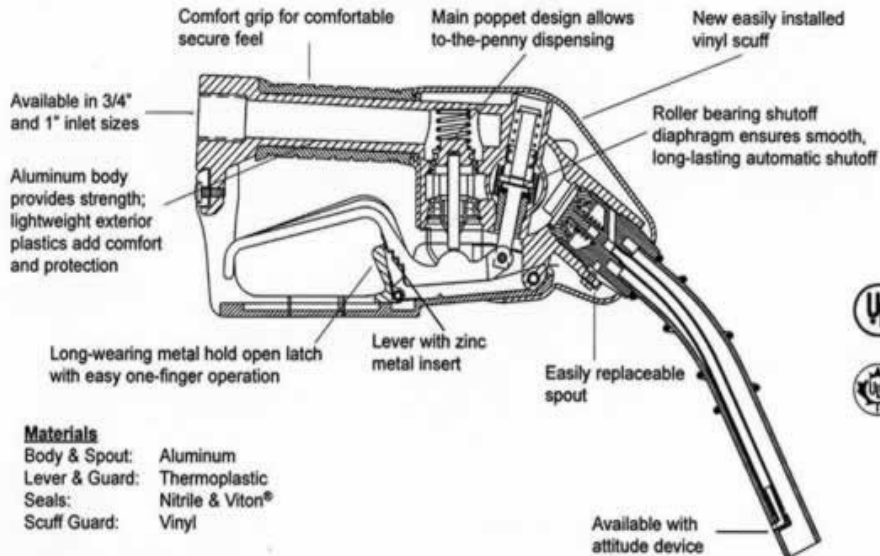
GPHF4-M5 GPHF6-04 GPHF10-02  
GPHF4-01 GPHF6-01 GPHF10-03  
GPHF4-02 GPHF6-02 GPHF10-04  
GPHF6-M5 GPHF8-03 GPHF12-02  
GPHF6-01 GPHF8-04 GPHF12-03  
GPHF6-02 GPHF10-01 GPHF12-04  
GPHF6-03

**GPLF/APLF L 型螺纹三通**



GPLF4-M5 GPLF6-04 GPLF10-03  
GPLF4-01 GPLF6-01 GPLF10-04  
GPLF4-02 GPLF6-02 GPLF12-02  
GPLF6-M5 GPLF8-03 GPLF12-03  
GPLF6-01 GPLF8-04 GPLF12-04  
GPLF6-02 GPLF10-01 GPLF16-03  
GPLF6-03 GPLF10-02 GPLF16-04

## A2500 STANDARD NOZZLE A2501 PREPAY NOZZLE



### Materials

Body & Spout: Aluminum  
 Lever & Guard: Thermoplastic  
 Seals: Nitrile & Viton®  
 Scuff Guard: Vinyl

**Guide Specification:** Underwriters Laboratories approved fuel dispensing nozzle designed for use on industrial and retail fuel dispensing equipment. Mechanical feature detects a full tank condition and shuts off additional flow automatically. Hold open latch assembly facilitates hands-free operation. Cast aluminum body with Nitrile and Viton® seals. Inlet available in 3/4 inch and 1 inch sizes; NPT and BSP. Dispensing spouts available in 13/16 (unleaded) and 15/16 (leaded) configurations. Weighs 2.4 lbs. The A2501 prepay nozzle is designed for use on pre-pay self-service dispensers and features a no-pressure no-flow safety device.

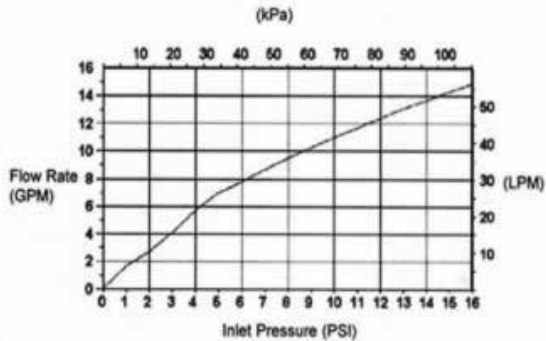
Viton® is a registered trademark of DuPont Dow Elastomers.

Standard Model No.	Prepay Model No.	Color
A2500-002	A2501-002	Black
A2500-058	A2501-058	Blue
A2500-059	A2501-059	White
A2500-060	A2501-060	Med. Red
A2500-061	A2501-061	Royal Blue
A2500-062	A2501-062	Green
A2500-063	A2501-063	Dark Red
A2500-064	A2501-064	Yellow

Scuff Kit	Splash Guard	Color
A0550-102K	A0500-002	Black
A0550-158K	A0500-058	Blue
A0550-159K	A0500-059	White
A0550-160K	A0500-060	Med. Red
A0550-161K	A0500-061	Royal Blue
A0550-162K	A0500-062	Green
A0550-163K	A0500-063	Dark Red
A0550-164K	A0500-064	Yellow

### A2500/A2501 Flow Data



### Emco Wheaton Retail Corporation

2300 Industrial Park Drive • Wilson, North Carolina 27893  
 Phone: 252-243-0150 • Fax: 252-243-4603 • www.emcoretail.com

Form N-1002  
 Date 01/02



# TUBE & HOSES



P1 ~ P8



# STANDARD DUTY FLEXIBLE HOSE

**F-01 Series (0250~3000)**

## Use:

- Common water supply and draining.
- Construction, civil engineering, farming, industry and ships.
- Transfer of pulverulent body.
- Other curved piping.

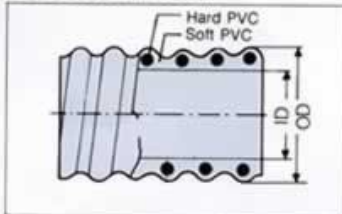
## Characteristics:

- It is light in weight and rich in flexibility.
- Inner side is plane surface and has an excellent water supply and draining efficiency.
- It makes easy transfer of pulverulent body as it has a great power of resisting pressure and anti-abrasion.

## Structure:

Applying the property of PVC, the inner side is plane surface and outer side is made by wavy design, and it makes easy to be bented. The spiral hard core is fused into the hose and durable against the inner and outer pressure.

## Cross-sectional view:



## Specification

Nominal Size		I.D. (m/m)	O.D. (m/m)	Std. Length (m)	Pressure at 10' (kg/cm <sup>2</sup> )		Tolerance Banding Radius (mm)
m/m	inch				Working	Bursting	
025	1	25.0±0.5	30.4±1.0	50	4.0	15	45
032	1 1/4	31.7±0.5	37.6±1.0	50	4.0	15	50
038	1 1/2	38.0±0.5	44.8±1.0	50	3.5	13	55
050	2	50.8±1.0	59.1±1.5	50	3.5	13	110
065	2 1/2	63.5±1.0	70.8±1.5	50	2.5	12	180
075	3	76.2±1.0	87.5±1.5	50	2.5	12	220
100	4	101.6±1.5	116.6±2.0	30	2.5	10	240
125	5	127.0±1.5	142.4±2.0	30	2.5	10	400
150	6	152.4±1.5	167.2±2.0	20	2.0	8	450
200	8	203.2±1.5	223.8±2.0	10	2.0	8	700
250	10	254.0±2.0	276.7±2.5	10	2.0	6	950
300	12	304.8±2.0	330.1±2.5	10	2.0	5	1000

# PVC DUCT HOSE

**F-03 Series (0380~3000)**

## Use:

- Ventilation hose for factory, mine and rooms.
- Cooling and heating system for rooms.
- Welding gas exhaust pipe at the welding job site.
- Dust collection from various machines.
- Air cleaner hose for vehicles and heavy equipments.

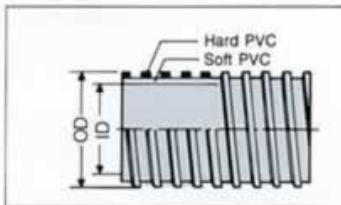
## Characteristics:

- Light in weight and soft in handling, and convenience for piping works.
- Low resistance and high efficiency in ventilation, as inner side is plane surface.
- Powerful in anti-abrasion.

## Structure:

Inner side is plane surface and outer side is made with spirally form, and the hard cores made of the PVC resin is fused into the hose. It is durable against outer pressure.

## Cross-sectional view:



## Specification

Nominal Size		I.D. (m/m)	O.D. (m/m)	Std.Length (m)	Tolerable Bending Radius(m/m)
m/m	inch				
038	1 1/2	38.0±0.5	44.0±1.0	30	35
050	2	50.8±1.0	58.8±1.5	50	50
065	2 1/2	63.5±1.0	72.5±1.5	50	60
075	3	76.2±1.0	86.2±1.5	50	75
100	4	101.6±1.5	113.6±2.0	30	90
125	5	127.0±1.5	139.0±2.0	30	120
150	6	152.4±1.5	164.4±2.0	20	150
200	8	203.2±1.5	216.2±2.0	20	240
250	10	254.0±2.0	268.0±2.5	10	320
300	12	304.8±2.0	328.8±2.5	10	350


# SYNCHRONOUS BELT





**DAYCO**

**Industrial Belts  
& Sheaves**



**GOODYEAR**

POWER TRANSMISSION  
PRODUCTS




**YOUR  
POWER  
CONNECTION**





## V-BELT DRIVES Selection Procedure





# HITACHI ROLLER CHAINS

## SOLID BUSHINGS & ROLLERS



©Hitachi Metals Techno, Ltd.